

# America's Premier Paver

## Premium Pavers

### English Edge®

- 552475 English Edge® Full Range (Red Flash)
- 552478 English Edge® Red
- 552477 English Edge® Rose Full Range (Pink Flash)
- 552464 English Edge® Autumn (Full Flash)
- 552469 English Edge® Dark Accent
- 552460 English Edge® Buff
- 552465 English Edge® Ironspot
- 552453 English Edge® Accent Gray
- 552452 English Edge® Cocoa Full Range
- 2 1/4" x 4" x 8" beveled edge pavers with spacer nibs
- Unit wt: 5.5 lbs. Units/cube: 495
- 110 square feet per package

### English Edge® Heavy Duty

- 552471 English Edge® Heavy Duty Full Range
- 552472 English Edge® Heavy Duty Red
- 2 1/4" x 4" x 8" beveled edge pavers with spacer nibs
- Unit wt: 6.7 lbs. Units/cube: 380
- 84 square feet per package

### Permeable Pavers

- 552570 English Edge® StormPave Red 2 1/4"
- 552571 English Edge® StormPaver FR 2 1/4"
- 2 1/4" x 4" x 8" large spacer nibs with beveled edges
- Unit wt: 5.5 lbs. Units/cube: 495
- 110 square feet per package
- 552580 English Edge® StormPave Red Heavy Duty
- 552581 English Edge® StormPave FR Heavy Duty
- 552591 Rumbled® RainPave Red Heavy Duty
- 552592 Rumbled® RainPave FR Heavy Duty
- 2 1/4" x 4" x 8" (RainPave: large spacer nibs & round edges)
- Unit wt: 6.7 lbs. Units/cube: 380
- 84 square feet per package

### Rumbled®

- 552550 Rumbled® Full Range
- 552552 Rumbled® Main Street (Full Range-Some Whites)
- 552556 Rumbled® Rose Full Range
- 552558 Rumbled® Ironspot
- 552554 Rumbled® Red
- 2 1/4" x 4" x 8" rumbled after firing
- Unit wt: 5.5 lbs. Units/cube: 495
- 110 square feet per package

### Old Paver Series - Antique Edge

- 552480 Old Towne (Antique Red Flash)
- 552484 Old Tavern (Antique Burgundy Flash)
- 552482 Old South (Antique Salmon Flash)
- 552440 Old Mill (Gray/Brown)
- 552483 Old Mocha (Brown/Tan)
- 2 1/4" x 4" x 8" antique edge pavers with scalloped edges
- Unit wt: 5.6 lbs. Units/cube: 495
- 110 square feet per package

## Traditional Pavers

- 552495 Pathway Full Range 4" x 8" (Red Flash)
- 552492 Pathway Red 4" x 8"
- 552488 Cocoa Full Range 4" x 8" (Chocolate Flash)
- 2 1/2" x 4" x 8" straight edge pavers
- Unit wt: 5.5 lbs. Units/cube: 495
- 110 square feet per package

### 552497 Pathway Full Range Modular (Red Flash)

- 552494 Pathway Red Modular
- 2 1/2" x 3 3/8" x 7 3/8" straight edge pavers
- Unit wt: 4.8 lbs. Units/cube: 495
- 110 square feet per package
- (Assumes mortar joint of 3/8")

## Thin Pavers

- 550314 Brookstown Full Range 4" x 8" (Red Flash)
- 550318 Brookstown Red 4" x 8"
- 550315 Harbortown Full Range 4" x 8" (Chocolate Flash)

- 1 1/2" x 4" x 8" straight edge thin pavers
- Unit wt: 3.4 lbs. Units/cube: 760
- 168 square feet per package

### 550316 Brookstown Full Range Modular (Red Flash)

- 550319 Brookstown Red Modular
- 550305 Harbortown Full Range Modular
- 550320 Carytown Full Range Modular (Pink Flash)
- 1 1/2" x 3 3/8" x 7 3/8" straight edge thin pavers
- Unit wt: 3.0 lbs. Units/cube: 760
- 168 square feet per package
- (Assumes mortar joint of 3/8")

## CityCobble Rumbled® Pavers

### Georgia Plant

- 752625 CityCobble Mahogany 5's
- 2 1/4" x 5 1/2" x 5 1/2"
- 752628 CityCobble Mahogany 8's
- 2 1/4" x 5 1/2" x 8"
- 752635 CityCobble Siesta 5's
- 2 1/4" x 5 1/2" x 5 1/2"
- 752638 CityCobble Siesta 8's
- 2 1/4" x 5 1/2" x 8"
- 5's Unit wt: 4.7 lbs. Units/cube: 476 Sq. Ft. 95
- 8's Unit wt: 7.1 lbs. Units/cube: 340 Sq. Ft. 100

Ask Pine Hall Brick representative for worksheet to figure quantities needed for either pattern.



**Pine Hall Brick**

earth friendly...naturally green

# English Edge®

English Edge® is the original clay paver with spacer nibs and bevels on both bed surfaces. Available in 2 1/4" x 4" x 8" (2 3/4" thickness for heavy vehicular applications.)



English Edge® FR

English Edge® Red

English Edge® Dark Accent



English Edge® Rose FR

English Edge® Accent Gray

English Edge® Buff



English Edge® Ironspot

English Edge® Cocoa



English Edge® Autumn

# Rumbled® Pavers

Tumbled after firing to represent an aged look of a paver that's been around for hundreds of years. This type of product is the fastest growing item in the hardscape business. (Available in 2 1/4" x 4" x 8").



Rumbled® Full Range

Rumbled® Ironspot


Rumbled® Main Street

Rumbled® Red

Rumbled® Rose Full Range

# Permeable Pavers

These new genuine clay permeable pavers allow rainwater to filter down through a specially constructed paving system and dissipate into the soil, rather than carry excess pollutants into storm drains. See back for dimensions.



RainPAVE  
StormPAVE

# Tactile Pavers

ADA truncated dome pavers are required in transition zones between pedestrian and vehicular traffic areas.

Available in Red.



# Old Series Paver

"Old" Series Pavers feature antique edges and color to offer a rustic appearance. Available in 2 1/4" x 4" x 8".



Old Tavern



Old South



Old Mill




Old Towne



Old Mocha

# Traditional Edge



Pathway Red 2 1/4" x 4" x 8"  
(Modular available)



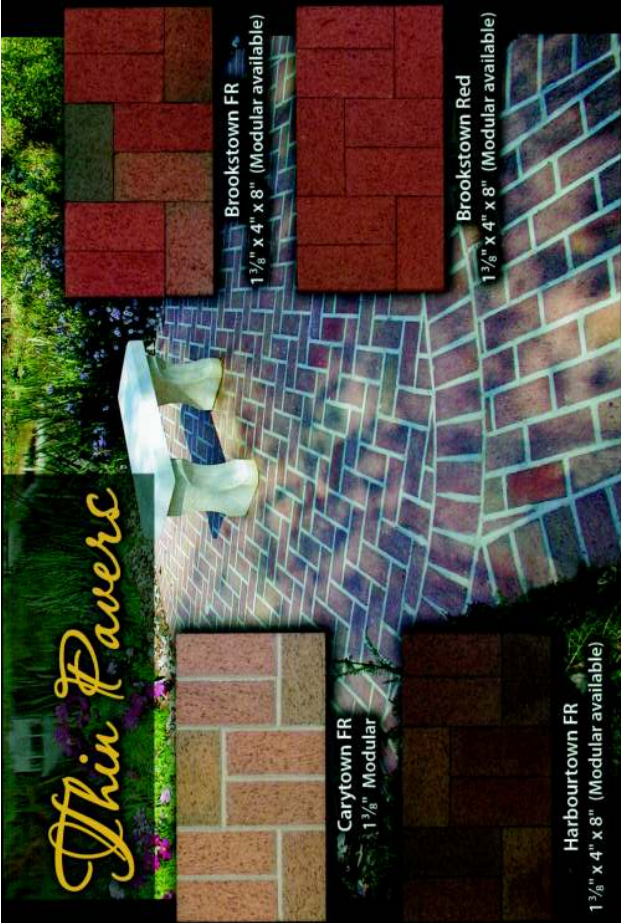
Pathway FR 2 1/4" x 4" x 8"



Pathway FR 2 1/2" Modular

Cocoa 2 1/4" x 4" x 8"

# Thin Pavers



Carytown FR  
1 1/8" Modular



Brookstown FR  
1 3/8" x 4" x 8" (Modular available)



Brookstown Red  
1 3/8" x 4" x 8" (Modular available)



Harbortown FR  
1 3/8" x 4" x 8" (Modular available)

# City Cobble Pavers

CityCobble Pavers - Georgia Plant

CityCobble Rumbled® pavers offer a cobblestone look - the most popular look in segmental paving today. This 2 1/4" thick product includes two sizes, a 5 1/3" square and a 5 1/3" x 8" rectangle. When they are installed in an "I" or modified herringbone pattern, they give a random cobble look reminiscent of ancient walkways laid in stone.



CityCobble Mahogany  
In an "I" pattern

CityCobble Siesta  
in a Modified Herringbone pattern